





## Part # TABLT9117

1961-66 Ford Truck



Roof Insulation and Sound Dampening Kit

Front

Driver



Passenger



Rear

### Installation Directions:

1. Clean any dirt, debris, or grime from the intended installation area using a degreasing agent.
2. Allow intended installation area adequate time to dry.
3. Remove the kit from its packaging, and dry fit the components allowing you to see exactly how the product will be placed for final installation.
4. Now you are ready to install. Remove the protective layer exposing the adhesive on your first piece applying it to its final position, using light pressure.
5. Repeat step 4 for each individual component until the full kit is installed.

**\*Note:** Flatline Barriers will NOT adhere to rubberized undercoating.

For further information please contact [sales@flatlinebarriers.com](mailto:sales@flatlinebarriers.com)